

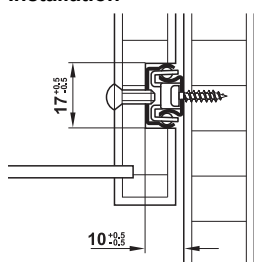
### Groove mounted runners

→ Load bearing capacity up to 10 kg  
Single extension, two-way travel, rail width 17 mm

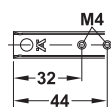
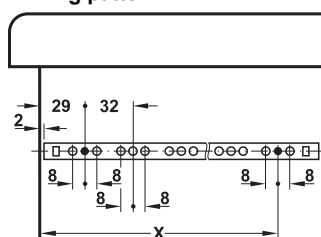


- > Material: Steel
- > Finish: Pre-galvanized
- > Dim.: Max. drawer width = internal cabinet width – 20 mm + double groove depth
- > Installation: For screw fixing
- > Material thickness: 1.0 mm

#### Installation



#### Drilling pattern



Drawer rail

Cabinet rail length mm	Drawer rail length mm	Ball cage length mm	Dim. X mm	Cat. No.
182	182	47	157	420.59.100
214	214	72	189	420.59.101
246	246	72	221	420.59.102
278	278	72	253	420.59.103
310	310	96	285	420.59.104
342	342	96	317	420.59.105

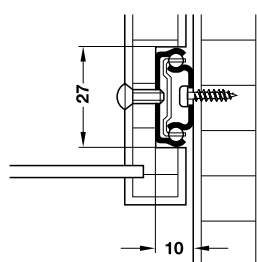
Packing: 1 or 50 pairs

→ Load bearing capacity up to 12 kg  
Single extension, two-way travel, rail width 27 mm



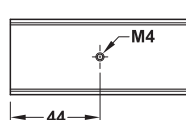
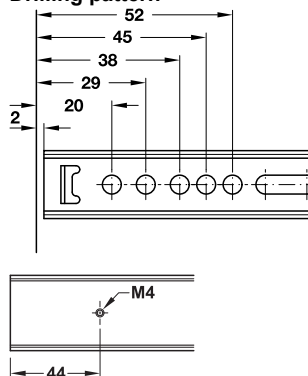
- > Material: Steel
- > Finish: Galvanized
- > Dim.: Max. drawer width = internal cabinet width – 26 mm + double groove depth
- > Installation: Groove mounted on drawer

#### Installation



Secure guide rail in drawer groove using an M4 threaded screw.

#### Drilling pattern



Installation length L mm	Drawer length SL mm	Cat. No.
278	280–450	420.95.456
342	350–568	420.95.572

Packing: 1 or 10 pairs

